



PRESENTS

MOTOR MAYHEM



WARNING: READ BEFORE USING YOUR PLAYSTATION®2 COMPUTER ENTERTAINMENT SYSTEM.

A very small percentage of individuals may experience epileptic seizures when exposed to certain light patterns or flashing lights. Exposure to certain patterns or backgrounds on a television screen or while playing video games, including games played on the PlayStation 2 console, may induce an epileptic seizure in these individuals. Certain conditions may induce previously undetected epileptic symptoms even in persons who have no history of prior seizures or epilepsy. If you, or anyone in your family, has an epileptic condition, consult your physician prior to playing. If you experience any of the following symptoms while playing a video game – dizziness, altered vision, eye or muscle twitches, loss of awareness, disorientation, any involuntary movement, or convulsions – IMMEDIATELY discontinue use and consult your physician before resuming play.

WARNING TO OWNERS OF PROJECTION TELEVISIONS:

Do not connect your PlayStation 2 console to a projection TV without first consulting the user manual for your projection TV, unless it is of the LCD type. Otherwise, it may permanently damage your TV screen.

USE OF UNAUTHORIZED PRODUCT:

The use of software or peripherals not authorized by Sony Computer Entertainment America may damage your console and/or invalidate your warranty. Only official or licensed peripherals should be used in the controller ports or memory card slots.

HANDLING YOUR PLAYSTATION 2 FORMAT DISC:

- This disc is intended for use only with PlayStation 2 consoles with the NTSC U/C designation.
- Do not bend it, crush it or submerge it in liquids.
- Do not leave it in direct sunlight or near a radiator or other source of heat.
- Be sure to take an occasional rest break during extended play.
- Keep this DVD disc clean. Always hold the disc by the edges and keep it in its protective case when not in use. Clean the disc with a lint-free, soft, dry cloth, wiping in straight lines from center to outer edge. Never use solvents or abrasive cleaners.

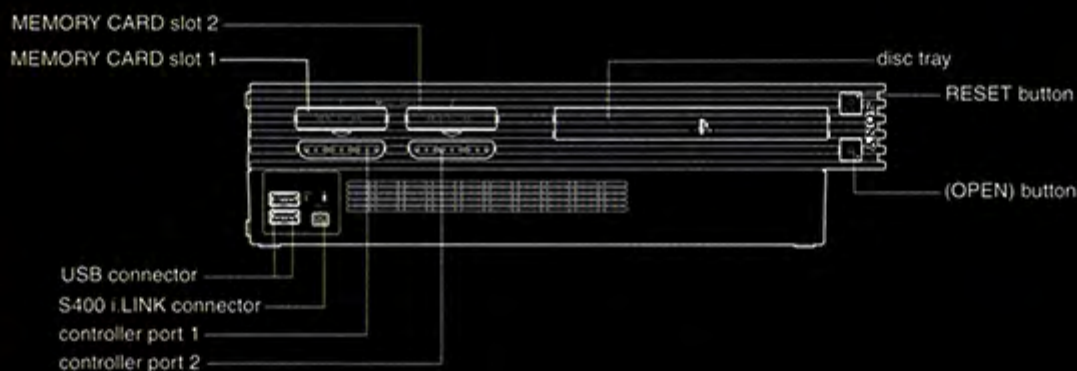


C O N T E N T S

GETTING STARTED	4
STARTING UP	5
ORIGIN OF THE VCL	6
LET'S MEET THE CONTESTANTS	7
ITEMS & SPECIAL WEAPONS	17
HEADS UP DISPLAY	18
QUICK BRAWL	19
STARTING A NEW CAREER	20
VS BATTLE	22
LOAD CAREER	23
OPTIONS	24
DVD EXTRAS	27
THE GUILTY – CREDITS	28
CUSTOMER SERVICE	30

MOTOR MAYHEM™

GETTING STARTED

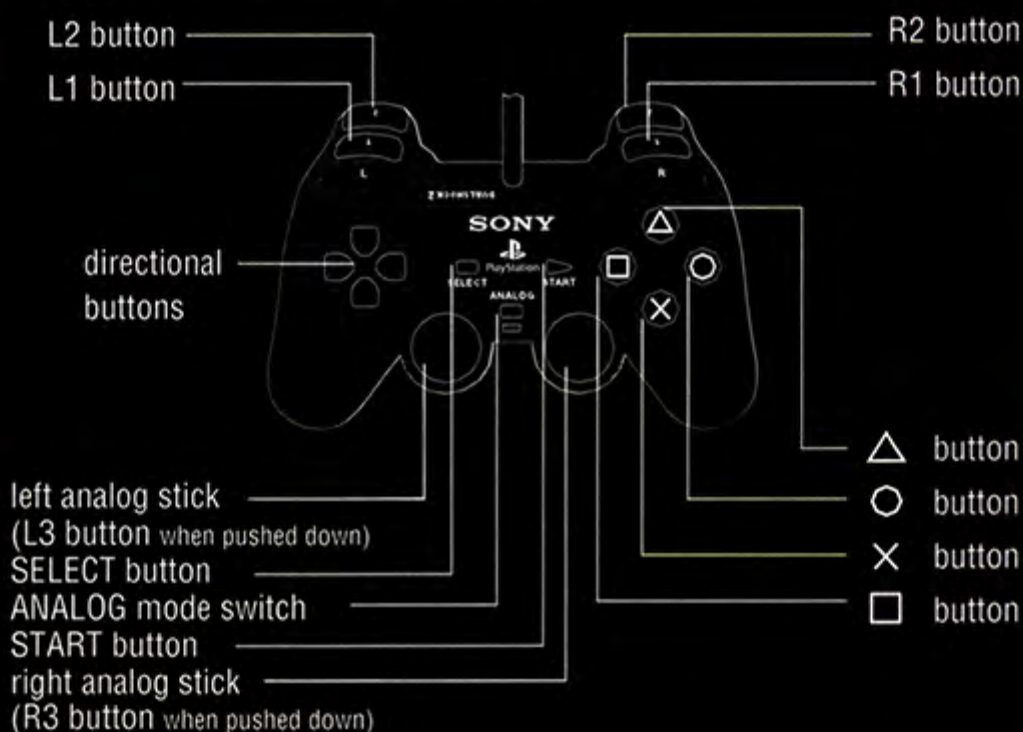


Set up your PlayStation®2 computer entertainment system according to the instructions in its Instruction Manual. Make sure the MAIN POWER switch (located on the back of the console) is turned on. Press the RESET button. When the power indicator lights up, press the open button and the disc tray will open. Place the Motor Mayhem disc on the disc tray with the label side facing up. Press the open button again and the disc tray will close. Attach game controllers and other peripherals, as appropriate. Follow on-screen instructions and refer to this manual for information on using the software.



STARTING UP

DUALSHOCK™2 CONTROLLER CONFIGURATIONS



NOTE: These are default settings.

- Pause Menu – START Button
- Change Views – Select Button
- Rear View – R3 Button

Driving your vehicle: To steer the vehicle, use the ← and → directional buttons or the Left Analog Stick. You can also accelerate with the ↑ directional button and brake with the ↓ directional button.

- Accelerate – ▢ Button
- Power Brake – × Button
- Turbo – △ Button
- Brake – ○ Button

Weapons:

- Machine guns – R1
- Special Weapon – R2
- Cycle through Special Weapons – L2

The L2 Button is used for Special Attacks and to engage Hover Mode. Press and hold the L2 Button while pressing the required buttons in sequence, then let go to activate the Special Attack or Hover Mode. Press the L2 button when you are ready to fire the weapon. Special attacks dissipate if not used and Hover Mode drains your energy meter.

ORIGIN OF THE VCL



There are things that live underground, not the things we know about, but a race and culture of things that think differently and live differently from us. They are tunnel and hive builders, an evolved derivation of the insects we see on the surface. Their evolution has paralleled ours, but where we drew ourselves from the primordial cocktail and heaved ourselves to a destiny of dry land and open air, they burrowed deeper into the silt and ooze. They burrowed deeper, until they reached a point where geothermal energy from the Earth's core could drive their development. Their tunnels are everywhere, usually miles below us, whose surface world is prohibitively light and harsh for them to inhabit, but sometimes quite close. They are the Düvo, and in 2006, a deep-sea drilling rig punctured a shallow tunnel wall and triggered the last war on Earth.

Fighting raged across and beneath the surface of the planet for nearly thirty years. For much of that time it seemed inevitable that the Düvo would triumph. They were physically stronger and tougher than the best human soldiers, and their technology was nearly on par with ours. Their hive mind, once applied to military strategy, executed complex and devastating maneuvers flawlessly. Several controversial research projects were inaugurated by the military of the human Allies to combat the Düvo. One, research into the genetic engineering of superhuman soldiers, proved to be our salvation – but nearly cost us our souls.

Genetic research dovetailed with nanotechnology to give researchers the ability to construct, splice and modify genes with precision. The results were initially recombinants: animal-human hybrids bred in clans with enhanced physical abilities. The engineered beings were called Manufactured Individuals by the military – Minduals by

others. Later experiments led to stranger enhancements, including the Psi-Minduals that so frightened a public hyper-sensitized to the unfamiliar by the Düvo War that it demanded an end to genetic research.

Now, nearly a century later, the victory of the Allies is evidenced in the uniformity of the world's economy, the spread of high technology and the universal hunger for consumer goods and entertainment. The descendants of the super soldiers, the "war babies," are now shunned. A suspicious populace has pushed the passage of the Modified Life Forms Act, which mandates that they spend the rest of their lives behind the walls of military research labs. Bred and trained for combat, they and their descendants pioneered the idea of "combat athletics" in the military labs as a means to maintain their training and exercise their abilities. However, when the bloodthirsty appetites of the world's entertainment consumers finally demanded televised and netcast combat, it seemed as though the Minduals had found their peacetime niche – battling each other publicly in a variety of combat games, tests of strength and reenactments of historic battles. Elements of these first spectacles were brought together by the marketing genius of Dr. Will Pernicious, founder and chairman of the Vehicle Combat League. For the Minduals, the league is an opportunity to free themselves and their clans to start their own communities outside the labs.

Now in its thirteenth season, the VCL has outstripped all other forms of entertainment in terms of revenues, audience share and mass distribution of media. As this season draws to its usual controversial close, eight athletes have qualified to compete in the VCL playoff event, MOTOR MAYHEM. On the line are all three of the VCL championship belts – the Eliminator Belt, the Endurance Belt and the Deathmatch Belt. All three titles are currently held by the deranged former military researcher now known as Buzzsaw. The tournament has been billed as the search for the greatest combatant in the universe. Could this be the first in VCL history when a single athlete steps forward to unseat the champ?

– Jimmy Clydesdale for the VCL Newsletter

LET'S MEET THE CONTESTANTS...

CORVALIS



THE KING OF SPEED AND DUKE OF DESTRUCTION.

Name: Col. Corvalis Bane

Height: 5' 10"

Weight: 180 lbs.

Born: April 5, 1998

Birthplace: Portland, Oregon

Rival: Incubus

Avg. Kills per Game: 4.3

Vehicle: Burn Cycle

Experience: Former Southwest Division Champion



At the height of the Düvo War, an elite unit of Marine Corps engineers was dispatched to infiltrate and destroy a major tunnel system beneath the mountains of Northern Greece. The operation was dubbed Deep Calvary, and under the command of Col. Bane, this unit penetrated and destroyed miles of Düvo tunnels on the hydrogen-powered Burn Cycles developed for this purpose. The Deep Calvary team was instantly legendary for its ability to survive in the Düvo habitat as well as for Corvalis' ability to detect traps and countermeasures and steer his team through them. However, eight months into the operation, the Düvo struck back. Bane's team was isolated miles beneath the surface and their escape routes were blocked by hundreds of Düvo drones. The genetically enhanced soldiers that would eventually turn the tide were still almost a year away. Col. Bane was the only member of his unit able to punch his Burn Cycle through the enemy hordes. For him, the war has never ended. Supremely skilled with the vehicle that saved his life, Corvalis is driven by memories of the war and enters into berserk rages during intense competition.

Vehicle details: The Burn Cycle is not heavily armored, but is quick and maneuverable. It can penetrate areas inaccessible to other vehicles.

Combos

Hold down the Special Attack button and enter combo. Hit Special Attack button again to fire.

Rear: Plasma Mine – Accel

Long-range: Quantum Torpedo – Brake, Power Brake

Short-range: Energy Lance – Brake, Brake, Brake

Hover – Power Brake, Power Brake, Brake, Brake, Accel, Accel, Turbo, Turbo

INCUBUS



Speed		44
Armor		50
Firepower		77
Handling		86
Mass		15

INSANE AND INTENT ON REVENGE, HE'S THE WORST KIND OF ENEMY.

Name: Sgt. Connor Forsythe

Height: 6' 0"

Weight: 190 lbs.

Born: December 10, 1999

Birthplace: Hell's Kitchen, New York

Rival: Corvalis

Avg. Kills per Game: 4.7

Vehicle: Modified Burn Cycle

Experience: Northern Division Champion

Reportedly a close friend of Corvalis while they served together during the Düvo War, they became bitter enemies when Forsythe was court-martialed and removed from the Marine Corps for reasons that remain classified. Neither man will discuss the series of covert missions that preceded the court-martial trial, but Incubus has admitted in several interviews that he entered the VCL competition strictly to defeat Corvalis, and if possible, to kill him. The opposite was nearly the case two seasons ago, when Corvalis was suspended for three matches after repeatedly running over an unconscious Incubus when his teleporter failed to trigger. While his body armor saved his life, the incident seems to have driven the fervor for revenge in the dark veteran to the borderline of insanity.

Prior to his military service, Incubus was a promising college athlete with aspirations to compete internationally as a triathlete. His physical gifts made him highly sought after for recruitment into several special forces programs, but his love for speed led him to train with the Burn Cycle units charged with underground tunnel-running and demolitions.

Vehicle details: The Burn Cycle is not heavily armored, but is quick and maneuverable. With careful handling, it can penetrate areas inaccessible to other vehicles. Visually, it is practically identical to his rival's Burn Cycle.

Combos

Hold down the Special Attack button and enter combo. Hit Special Attack button again to fire.

Rear: Anti-Matter Mine – Accel

Long-range: Tachyon Torpedo – Power Brake, Brake

Short-range: Brimstone Blade – Power Brake, Power Brake, Power Brake

Hover – Power Brake, Power Brake, Brake, Brake, Accel, Accel, Turbo, Turbo

GROK

**THE COLOSSUS OF CONCRETE.
THE TITAN OF TREMBLORS, THE
GARGANTUA OF GRANITE.**

Name: Terrence Solum

Height: 8' 3"

Weight: 1215 lbs.

Born: Unknown

Birthplace: Unknown

Vehicle: Steamroller

Rival: Rancor

Avg. Kills per Game: 5.2

Experience: Rookie – New Southwest
Division Champion

Speed		55
Armor		100
Firepower		100
Handling		55
Mass		100

While the techniques of gene splicing that produced the Minduals races have been outlawed, corporations with urgent need of technology have been known to operate covert laboratories. Terrence Solum was the result of a series of experiments seeking to produce a being capable of withstanding the pressure of deep-sea mining and salvage operations. Enormously strong and difficult to damage, Grok nonetheless outlived his usefulness to his engineers. Several attempts were made to terminate him before he escaped the complex where he was raised and his whereabouts are currently unknown.

Vehicle details: A powerful construction rig with a pile driver/rock breaker incorporated into the hood. Moderately armored, with average handling.

Combos

Hold down the Special Attack button and enter combo. Hit Special Attack button again to fire.

Rear: Mine – Accel

Long-range: Meteor Strike – Turbo, Accel

Short-range: Seismic Smash – Brake, Power Brake, Accel

Hover – Power Brake, Turbo, Power Brake, Accel, Brake, Accel



WAITING TO TAKE A BITE OUT OF ANYTHING HE CAN SINK HIS TEETH INTO.

Name: Matthew Stellio

Height: 5' 11"

Weight: 225 lbs.

Born: October 23, 2012

Birthplace: Los Alamos, New Mexico

Vehicle: Scorpion Rig

Rival: Grok

Avg. Kills per Game: 3.2

Experience: Two-time Southern Division Champion



Born and trained at the Los Alamos research facility, Rancor was one of many genetic experiments with hybrids that came at the tail end of the Düvo War. Consequently, his whole life has been spent in the confines of laboratories and training grounds, where he developed his unique combat vehicle and an intense drive to break into the VCL competition and destroy his fellow Minduals. He achieved this goal two seasons ago, escaping the confines of Los Alamos and founding the VCL Underworld faction that seeks to overthrow the current management of the league.

Vehicle details: Rancor's combat rig is a medium-armored muscle car with a devastating close-quarters primary weapon. What it lacks in nimble handling it makes up in acceleration.

Combos

Hold down the Special Attack button and enter combo. Hit Special Attack button again to fire.

Rear: Acid Rain – Accel

Long-range: Taser Tail – Brake, Brake

Special: Venom Blast – Power Brake, Turbo, Turbo

Hover – Brake, Brake, Accel, Accel, Accel

ORION

**THE GUY YOU LOVE TO HATE.
ESPECIALLY WHEN HE'S HURTING
YOU.**

Name: Maj. Heath Austin
Height: 6' 3"
Weight: 242 lbs.
Born: June 2, 1990
Birthplace: Vancouver, Canada
Vehicle: Combat Hovercraft
Rival: Chromium
Avg. Kills per Game: 4.3
Experience: Southeast Division Champion



Speed		80
Armor		68
Firepower		94
Handling		64
Mass		31

Major Austin is among the most highly decorated postwar officers currently serving in the International Services. His unit has pursued rogue Düvo units since the close of the war, and they have benefited from the extensive weapons research spawned by a captured technology of the Düvo civilization. He remains quiet and severe and little is known about his past, but speculation on his reasons for entering the VCL are rampant. He retains his military affiliations, and it must be assumed that for whatever reason, he is competing at the behest of his superiors.

Vehicle details: He drives an armored, custom-built hovercraft. It has been filled with a variety of special weapons.

Combos

Hold down the Special Attack button and enter combo. Hit Special Attack button again to fire.

Rear: Afterburner – Accel

Long-range: Mega Missile – Turbo, Power Brake

Special: Concussion Cannon – Brake, Accel, Power Brake

Hover – Power Brake, Power Brake, Brake, Brake, Accel, Accel, Turbo, Turbo

CHROMIUM



CAN'T TAKE YOUR EYES OFF THOSE TASERS? NOBODY CAN!

Name: Eva Lutska
Height: 5' 10"
Weight: 135 lbs.
Born: October 20, 2001
Birthplace: Krakow, Poland
Vehicle: Mirrored Sports Car
Rival: Orion
Avg. Kills per Game: 2.8
Experience: Northwest Division Champion



Trained and employed by the secretive black-budget commission on corporate espionage of the European Union, Lutska's dossier describes her as perhaps the finest hand-to-hand combatant on Earth. Her specialty is infiltrating heavily defended corporate headquarters and research stations to investigate the abuses of military technology. Consequently, her own skill with vehicles and weapons is superb. As her activities often call for stealth, she wears reflective mimetic body armor that can camouflage her against the environment for brief periods. Her objective in the Trials is to investigate the media conglomerate hosting them – only as a participant could she gain access to their facilities and determine the origins of each of the Minduals participating. Her investigation still isn't complete, and now that the Trials are actually beginning, she is forced to compete. Relying on her weapons and martial arts skill to sustain her in combat, her priority is to survive to unearth the secrets of the VCL.

Vehicle details: Chromium's jet-assisted race car has the highest top speed of any vehicle in the Trials and it's lightly armored.

Combos

Hold down the Special Attack button and enter combo. Hit Special Attack button again to fire.

Rear: Tesla Mines – Accel

Long-range: Thunderball – Power Brake, Turbo

Short-range: Super Shocker – Turbo, Brake, Brake

Hover – Brake, Accel, Brake, Brake

VOLCANA



BURNING UP TO TORCH ALL CONTENDERS!!!

Name: Daria Caminus

Height: 5' 7"

Weight: 124 lbs.

Born: July 24, 2005

Birthplace: Barcelona, Spain

Vehicle: Fire Engine

Rival: Void

Avg. Kills per Game: 4.0

Experience: Three-time East Coast
Division Champion



A third generation Mindual, Volcana is a descendent of the Caminus clan of genetically enhanced combat units. Engineered to possess the psychic gift of pyrokinesis – the ability to create and project fire from the body – she is the last of her kind. Her clan was a part of the sac-sweeping fire teams that struck the Düvo breeding chambers beneath Ontario, Norway and the Himalayas. She is determined that her abilities will die with her. If she is victorious in MOTOR MAYHEM™, she will continue dedicating herself to the destruction of the Caminus research.

Vehicle details: Volcana's fire engine is engineered to start fires, not put them out. She drives it and directs its weaponry from a standing position. Heavy and heavily armored, it is cumbersome but lethal.

Combos

Hold down the Special Attack button and enter combo. Hit Special Attack button again to fire.

Rear: Napalm Mine – Accel

Long-range: Inferno Cannon – Brake, Power Brake

Special: Fire Storm – Turbo, Accel, Brake

Hover – Brake, Accel, Brake, Brake,

VOID



Speed		76
Armor		80
Firepower		99
Handling		50
Mass		52

TALL, DARK AND NOT EVEN REMOTELY HANDSOME.

Name: Emil Algor

Height: 6' 6"

Weight: 110 lbs.

Born: July 1, 2014

Birthplace: Langley, Virginia

Vehicle: Black Limousine

Rival: Volcana

Avg. Kills per Game: 5.1

Experience: Northeast Division Champion

The pinnacle of the Mindual experiments was the development of the Psi-Minduals – the Algor class genetic recombinants whose mental and latent psychic abilities were enhanced in sometimes horrifying ways. Their penetration of the hive mind of the Düvo was instrumental in winning the war, but it was the disturbing and sometimes uncontrollable abilities of the psychics that led to the termination of human genetic engineering and the confinement of existing Minduals. While most accounts of paranormal accidents involving Algor class psychics are shrouded in military secrecy, it is reasonably certain that some reports of mass hysteria, waking nightmares and poltergeist activity associated with Psi-Minduals are credible. No confinement strategy has ever kept an Algor class psychic for more than 24 hours, and it is known that those remaining have established a community remote from human civilization.

Emil Algor was previously unknown to the military, so it is believed he is a second generation Psi-Mindual. He is a living psychic conduit between the waking and dreaming worlds; a wormhole stretching back to the void of primal, unformed consciousness.

Vehicle Details: A menacing black stretch limo that combines quick acceleration and heavy armor at the expense of handling.

Combos

Hold down the Special Attack button and enter combo. Hit Special Attack button again to fire.

Rear: Graviton Mine – Accel

Long-range: Nightmare Missile – Power Brake, Accel

Special: Psychic Maelstrom – Brake, Brake, Brake

Hover – Brake, Accel, Brake, Brake

BUZZSAW



Speed		71
Armor		67
Firepower		90
Handling		83
Mass		67

HARD ON THE OUTSIDE, HARDER ON THE INSIDE

Name: Dr. Lincoln Curry

Height: 7' 1"

Weight: 722lbs.

Born: May 13, 1985

Birthplace: Montserrat, West Indies

Vehicle: Bladed Tractor

Rival: Everyone

Avg. Kills per Game: 3.1

Experience: Western Division Champion

Lincoln Curry's life as a research scientist ended with the success of the Mindual program during the Düvo war. His focus on bionics and the development of military-grade human exoskeletons was critical to intelligence operations in the first years of the war, when operatives would wear his Buzzsaw armor to penetrate shallow Düvo tunnel networks protected by the root systems of dense forests. The genetic engineering of Psi-Minduals such as Void made such intelligence operations obsolete – there was no need to reconnoiter enemy tunnels when the enhanced psychic perceptions of the new breed of military intelligence could provide more complete information remotely. Determined to vindicate his research and demonstrate the superiority of exoskeletal systems over genetic engineering, Dr. Curry appropriated his most sophisticated Buzzsaw prototype and coupled it with a military tree-clearing vehicle and competed in the unregulated vehicle combat deathmatches that predated the VCL. It is unknown what enhancements he's made to the Buzzsaw armor in recent years, but he has claimed in the press to have assimilated into the bionics completely. Dr. Curry is thought by many to be the most disturbed and unpredictable combatant in the VCL.

Combos

Hold down the Special Attack button and enter combo. Hit Special Attack button again to fire.

Rear: Sentry Mine – Accel

Long-range: Buzz Blade – Power Brake, Accel

Short-range: Saw Fury – Brake, Turbo, Turbo

Hover – Brake, Brake, Accel, Accel, Accel

ITEMS & SPECIAL WEAPONS



Health



Machine Gun Upgrade



Cheat Key

Energy



Shield



Extra Life



SPECIAL WEAPONS



Rockets

Mines



Artillery

Flak Cannon



Chain Gun

Missile Salvo



Pulse Laser

Homing Missiles



Heat Seekers

Gauss Cannon



EMP Missile

Mini Nuke



HEADS UP DISPLAY

This is your key to success. Understand the Heads Up Display and you can better understand your battlefield. The HUD contains the following information:

SPECIAL ATTACK

When performing a special attack, the name of the attack is displayed here.

SCORE

The kills you earn are tallied and shown here.



HEALTH METER

This shows how much damage you can take before your vehicle is destroyed.

ENERGY METER

This shows how much special fuel is available to use for special attacks and hovering.

SPECIAL WEAPON

Shows you which special weapon, if any, you have equipped.

RADAR

This shows where your opponents are in relation to your location. This is the most important display. Never take your eyes off your opponent.

MACHINE GUN UPGRADE

This shows the level of your machine gun upgrade.

WEAPON AMMO

How much ammo you have left of your currently equipped special weapon.

QUICK BRAWL

Quick Brawl matches are for those who want to get in some fast-paced action. From here, you can start a quick game of Deathmatch. Choose your arena and choose your opposition, then choose the match settings. Your results in the Quick Brawl mode do not affect your tournament rankings in the VCL. Win or lose, it's just practice for the real match down the line. Practice the arenas and switch around your opponents to better prepare yourself for the matches that really count. Get to know the arenas and your opponent's tactics.

CONTESTANT SELECTION

Saddle up for a quick game of Deathmatch. Select your combatant and press the **X** Button to confirm your selection. Press the **O** Button to see the Bio/Info. On the Contestant Bio screen, press the **X** Button to see the Vehicle Info. Press the **△** Button to return to the Contestant Selection screen. Press the **△** Button to exit back to the Main Menu.

ARENA SELECTION

Choose the battlefield for your match. Select the arena and press the **X** Button to confirm your selection. Press the **△** Button if you wish to return to the Contestant Select Screen.

OPPONENT SELECTION

Choose your opponents. Select your rival and press the **X** Button to confirm your selection. You can change each of the combatant's skill level by pressing the **O** Button. Skill levels can be set for Normal, Hard or Very Hard. Press the directional buttons **←** or **→** to choose your opponents. Select the static screen to remove a computer controlled player from the match. Press the **△** Button if you wish to return to the Arena Selection screen.

MATCH SETTINGS

In this menu, you can choose set the Score Limit, Time Limit and number of rounds you wish to play, as well as what item and secondary weapons can be found in the arena and the quantity of each. Press the directional buttons **←** and **→** to adjust the settings, then press the directional buttons **↑** or **↓** to move to a different setting. Press the **X** Button when you are satisfied with the settings to start the match. Press the **△** Button to return to the Opponent Selection screen. Once the match is completed, the results are recorded and you can see how well you've done. The scores are ranked by number of kills and other statistics: Accuracy, Combos, Weapons and Wins, are also tallied.

STARTING A NEW CAREER

Start your career in the Trials. Here you begin your campaign for the top. In order to reach the top, you must complete each of the Trials. Eliminator, Deathmatch and Endurance. The current title holder is the dreaded Buzzsaw. Select the Trial you wish to participate in and press the **X** Button to confirm your selection. Press the **△** Button to return to the Main Menu. You may enter any contest at any time and you can save your progress after a match and enter a different mode.



VCL ELIMINATOR

You must be the last man standing in order to advance to the next arena. You explode, you lose. No respawns. You must also complete the match within the allotted time. You have three tries to win the tournament. When those retries are exhausted, you must either load a previously saved game, or return to the Main Menu and start the tournament over. When a match is finished, you have the option to either continue, save your progress or return to the Main Menu.



VCL DEATHMATCH


The first contestant to reach the target number of kills advances. With each arena, the number of opponents grows. Unlimited respawns. You have three tries to win the tournament. When those retries are exhausted, you must either load a previously saved game, or return to the Main Menu and start the tournament over. When a match is finished, you have the option to either continue, save your progress or return to the Main Menu.



VCL ENDURANCE

Each battle pits you against a non-stop succession of 1-on-1 battles. Survive the onslaught to advance. There are no respawns. Once an opponent is defeated, the next one spawns on the map, no rest for the wicked. You have three tries to win the tournament. When those retries are exhausted, you must either load a previously saved game, or return to the Main Menu and start the tournament over. When a match is finished, you have the option to either continue, save your progress or return to the Main Menu. Once you have completed Endurance, you must also complete the Eliminator and Deathmatch modes to become the VCL Champion.

COMBAT SUMMARY

When a battle is won or lost, the Combat Summary displays the results of the match. Your kills, accuracy, combos, weapons collected, opponent damage and your match status are shown here. The number of continues you have left to compete in the tournament is displayed above your Combat Summary options. You can continue the tournament, save your game or exit to the Main Menu. Highlight your selection and press the  Button to confirm.

VS BATTLE

DEATHMATCH

Go head-to-head with a friend in a round of Deathmatch. This mode is identical to the Quick Brawl and VCL Deathmatch modes except that you are competing with a friend. Your results in the Multi-Player mode do not affect your tournament rankings in the VCL. Win or lose, it's just practice for the real match down the line. Practice the arenas and pummel your friends to better prepare yourself for the matches that really count.



VS BATTLE SELECT

Saddle up for a quick game of Deathmatch. Select your combatant and press the **X** Button to confirm your selection once both players have chosen their characters. Search the contestants by pressing the directional buttons **←** and **→** and press the **X** Button to confirm your selection. Press the **△** Button to exit back to the Main Menu.

ARENA SELECTION

Choose the battlefield for your match. Select the arena by pressing the directional buttons **←** and **→** and press the **X** Button to confirm your selection. Press the **X** Button if you wish to return to go back to the VS Battle Select Screen.

MATCH SETTINGS

In this menu, you can choose set the Score Limit, Time Limit and number of rounds you wish to play. Press the directional buttons **←** and **→** to adjust the settings, then press the directional buttons **↑** or **↓** to switch select the different settings. Press the **X** Button when you are satisfied with the settings to start the match. Press the **△** Button to return to the VS Battle Select screen. Once the match is completed, the results are recorded and you can see how well you've done. The scores are ranked by

number of kills and other statistics: Accuracy, Combos, Weapons and Wins, are also tallied.

PAUSE MENU

In the Pause Menu, under the Options, you can change the view to suit your liking. There are three split screen views available, horizontal, vertical and quad. This option is only available in Multi-Player. Press the directional buttons ← and → to choose a splitscreen view and press the ⊗ Button to confirm your choice.



LOAD CAREER

In order to save your progress in the tournament and your options settings, you must have at least 63kb of space on your MEMORY CARD (8MB) (for PlayStation®2). Be sure you have enough space prior to starting a tournament.

LOAD

To load your game, make sure the MEMORY CARD (8MB) (for PlayStation®2) is inserted in the MEMORY CARD slot 1. Press the ⊗ Button to load from the MEMORY CARD (8MB) (for PlayStation®2). To return to the Main Menu, press the △ Button.

SAVE

To save your game, make sure the MEMORY CARD (8MB) (for PlayStation®2) is inserted in the MEMORY CARD slot 1. Press the ⊗ Button to save. To return to the Main Menu, press the △ Button.

NOTE: Do not insert or remove a MEMORY CARD (8MB) (for PlayStation®2) while saving or loading a game.

OPTIONS

The Options Menu is where you can change various game settings. You can adjust the audio volumes, turn available cheats on or off, set your controller configuration and change the difficulty settings for the VCL Tournaments. Select the option you wish to adjust and press the **X** Button to enter the menus. Press the **△** Button to return to the Main Menu.



AUDIO

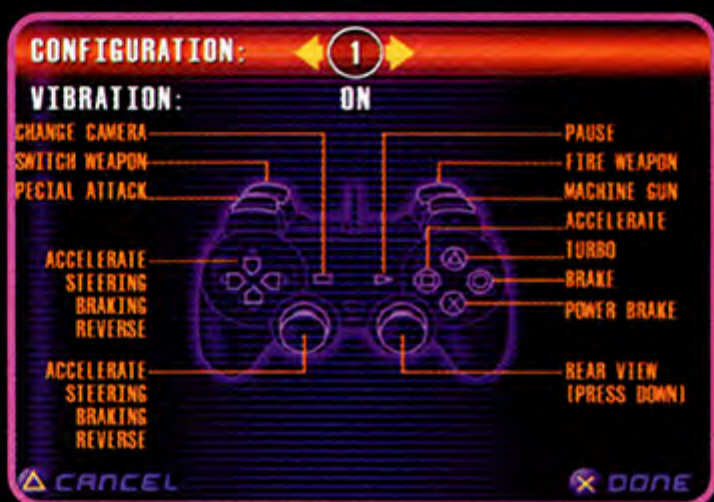
SFX Volume, Music Volume and Output can be adjusted by pressing the **←** and **→** directional buttons. Once satisfied with your settings, press the **X** Button to confirm your selections or press the **△** Button to return to the Options Menu with your previous settings intact.

CHEATS

The cheats can be turned on or off by selecting the cheat you wish to change and pressing the **X** Button. Toggle the setting by pressing the **←** and **→** directional buttons. Once satisfied with your settings, highlight the Exit Menu selection and press the **X** Button to confirm your selections. Press the **△** Button to return to the Options Menu with your previous settings intact. To unlock cheats, you must enter the VCL Tournaments and find the key to unlock each of the different cheats available. Once you place in the match, the cheat is available for you to use in the Options Menu under Cheats. (See the section on Unlocking Cheats.)

CONTROLLER CONFIGURATION

The controller configuration for each player is adjusted separately. Press the ← and → directional buttons to select either player's controller when the Controller Configuration option is highlighted and press the ⊗ Button to enter the Configuration Menu. There are eight settings to choose from; select the one you wish to use and press the ⊗ Button or press the △ Button to return to the Options Menu with your previous settings intact.



DIFFICULTY

There are three difficulty settings for Motor Mayhem. Normal, Hard and Very Hard, with Normal as the default setting. If you feel up for the challenge, a harder setting might suit you. The difficulty settings only affect the VCL Tournaments, as Quick Brawl has individual settings for your opponents and Multi-Player difficulty is determined by the person behind the second controller.

DEFAULT SETTINGS

Press the ← and → directional buttons to play with the default settings or those of your choosing.

UNLOCKING CHEATS

Motor Mayhem contains a number of secret arenas, secret cheats and a secret character that can be unlocked by finding the key in each level. To unlock a cheat, you must complete the two actions described below while playing the game in either Hard or Very Hard difficulty modes (see the option menu). First look for an item that resembles a purple key. They are well hidden but not impossible to find. As a token of our appreciation, here is a clue where to look for the key located in the Coliseum. Look up, it's somewhere up in the air. As for how to reach it, the jumbotron plays a role. Second, collect the item. A message saying which cheat was unlocked will appear at the bottom of the screen along with an audio message.

By finding the key in each level you can unlock several new arenas like Downtown, Canal and Park Hill. You'll have to find the rest for yourself. Buzzsaw, the current Endurance Belt title holder, can be unlocked as well.

NOTE: There are no keys in Quick Brawl, Multi-Player or Normal mode.

CHEATS

SECRET COMBOS	◀ OFF ▶
UNLIMITED HOVER MODE	OFF
UNLIMITED AMMO	OFF
UNLIMITED ENERGY	OFF
START WITH ZERO HEALTH	OFF

△ BACK

DVD EXTRAS

A little extra something from the VCL. Play the CD music, play the music videos or watch the credits roll from this menu. Highlight the extra you wish to check out with the Up and Down directional buttons and press the **X** button to confirm your choice. Press the **△** Button to return to the Main Menu.

PLAY CD MUSIC

Listen to Crystal Method's "Keep Hope Alive" and Methods of Mayhem's "Hypocritical" from here. Choose the track you wish to play by pressing the **←** and **→** directional buttons. Press the **X** Button to play the tune. Stop the track by pressing the **X** Button. Press the **△** Button to return to the Main Menu.

RYEBOT AND LONO

Watch the music video from the musicians of MOTOR MAYHEM™. Press the **X** Button to play the video. Stop the video by pressing the **X** Button and return to the Main Menu.

BEHIND THE SCENES

Check out the Making of Motor Mayhem behind the scenes production video. Complete with conceptual art and video of your favorite VCL stars. Press the **X** Button to play the video. Stop the video by pressing the **X** Button. Press the **X** Button to return to the Options Menu.

2000 GAME TRAILER

Take a look at the promotional video for Motor Mayhem. The video features several Motor Mayhem combatants doing what they do best. To view the trailer, simply press the **X** Button. To leave the trailer at any time, press the **X** Button to return to the Main Menu.

CREDITS

Behind the scenes at the VCL. These are the guilty, the ones responsible for this tournament, the ones you know and love. Sit back, eat some popcorn and watch the credits roll! To view the credits, simply press the **X** Button. To leave the Credits section at any time, press the **△** Button to return to the DVD Extras Menu.

THE GUILTY - CREDITS

INFOGRAMES CREDITS I-VELOCITY

HEAD OF STUDIO
Jean-Philippe Agati

VP of DEVELOPMENT
Steve Ackrich

EXECUTIVE PRODUCER
Kurt Busch

SENIOR PRODUCER
Francois Lourdin

PRODUCER
Alex Cabal

DIRECTOR OF PRODUCT
MARKETING
David Riley

PRODUCT MARKETING
MANAGER
Melissa Farmer

ASSOCIATE PRODUCT
MARKETING MANAGER
Frederic Balay

ONLINE MARKETING MANAGER
Sara Borthwick

PUBLIC RELATIONS
Meridith Braun

ART DIRECTOR
Angus Wilson

SENIOR ARTISTS
Shawn Monroe
Judah Baron

SENIOR TRAFFIC MANAGER
Cecelia Hernandez

GRAPHIC ARTISTS
Katherine Lee
Christopher Dawley

PUBLICATIONS MANAGER
W.D. Robinson

DOCUMENTATION SPECIALIST
Rick Fish

LICENSING
Maissa Dauriac

LEAD TESTER
Kingsley Sur

ASSISTANT LEAD TESTER
Jeremy Rovinske

TESTERS
Tomasi Akimeta, Jr.
Tom Andrade
Donny Clay
Lupe De Leon
Jason Fitzgerald
Pepe Jauregui
Jason Kausch
Melanie Macari
Jorge Oseguera
Jose Renteria
"Red" Dave Strang

ENGINEERING SERVICES
Luis Rivas
Sandra Jackson
Ken Edwards

VERY SERIOUS
SUGAR GOES TO:
Kirby Fong
Stacy Lawrence
James Vitales
Greg Sarrail
Jeffrey Lujan
Brian Brandt
Jeff Loney
Sebastien Deligniere
Cory Perry
Marie Person
Jason Stokke
J.D. Smith
Steve Lotspeich
Susan Young
David T. Brown

Rhoda Wawrzynski
Wiebke Vallentin
Ron Moore
Mika Kelly
D'Artagnan Greene
Ken George
Diane Tejada
Jo-Ann Rashid
Muche
Scar & Melle Zozo
Bonemine

Sincere thanks for helping us
make this game happen. We
all know what we've been
through and achieved
together. SJ over and out.

Methods of Mayhem
"Hypocritical"
Written by Lee/Murray
Published by:
EMI April Music Inc. - © 1999
Performed by
Methods of Mayhem
Courtesy of MCA Records
Under License From
Universal Music Enterprises

The Crystal Method
"Keep Hope Alive"
Written by Ken Jordan and
Scott Kirkland
Published by
EMI Virgin Songs, Inc./
Harder Faster Music ASCAP/
EMI Virgin Songs, Inc./
Drug Money Music BMI
© 1997
Performed by
The Crystal Method
Courtesy of
Outpost Recordings
Under License From
Universal Music Enterprises

BEYOND GAMES

CREDITS

PRESIDENT

Kris N. Johnson

VICE PRESIDENT

Clark Stacey

DIRECTOR OF PRODUCT DEVELOPMENT

Jeff Peters

EXECUTIVE PRODUCER

Clark Stacey

PRODUCER

Jeff Peters

GAME ENGINE ARCHITECT

Kris N. Johnson

SENIOR PROGRAMMER

Daryl Tung

PROGRAMMERS

Bruce Johnson
Curtis Coalson
Kennett Galbraith

TOOL PRODUCTION COORDINATOR

Joseph A. Hanson

TOOLS PROGRAMMERS

Brad Ledbetter
Ryan McBride

CREATIVE DIRECTOR

Christopher Salmon

LEAD CONCEPTUAL ARTIST

Christopher Salmon

CONCEPTUAL ILLUSTRATOR

Dave Laub

ILLUSTRATOR

Miles Woods

ANIMATORS

Joseph A. Hanson
Neil Melville
Lorin Nelson

SENIOR WORLD MODELER

Gabriel Avila

WORLD MODELER

Manny Rangel

CHARACTER MODELER

Ryan Peterson

MODELERS

Neil Melville
Lorin Nelson
Dave Laub

LEAD DESIGNER

Neil Melville

DESIGNERS

Joseph A. Hanson
Gabriel Avila
Lorin Nelson
Dave Laub
Miles Woods
Jeff Crosby

LEAD EFFECTS SCRIPTER

Darren Healey

EFFECTS SCRIPTER

Wayne Healey

INTERFACE SCRIPTER

Wayne Healey

AUDIO SCRIPTER

Jeff Crosby

LEAD TESTER

Dale Meier

TESTERS

Michael Carleton
Lorin Cook
Jared Carson
Damon Hunter

HUMAN RESOURCES & OFFICE MANAGER

Jill Poe

SPECIAL THANKS:

Jim Meier

Michael Fletcher

Matt Thorn

Jennifer Sokolowsky

Chad Liddell

Newton Ewell

Jeremy Gordon

Otavio Good

Josh Adams

Jessica Avila

Zuriel Avila

Britta Laub

The voices in Dave's head

PBR

Leanne Peters

Trent Healey

Chris Healey

Tricia Melville

Margaret McFarland

Master Cheng Tsang Lu

The God and Goddess

Beth Ann Woods

Julian Stacey

RxR

Cori Healy

Forest Simmons

Jennifer Hansen

Anna Hansen

Starbucks

Sage VanLeeuwen

Dakota Nelson

Morgan Nelson

Bret Mogilefsky

CUSTOMER SERVICE

Customer Service and Technical Support (U.S. & Canada) Assistance Via World Wide Web

Get up-to-the-minute technical information at the Infogrames, Inc. web-site, at: <http://www.us.info-grames.com>, twenty-four hours a day, seven days a week. Through this site you'll have access to our FAQ documents (Frequently Asked Questions), which contain our latest troubleshooting information. You'll have access to a Message Board and links to our E-Mail area where you can leave us your tech support problems and questions if you do not find your answers within the FAQ.

Help Via Telephone/Fax Or Mail In The United States & Canada

For phone assistance, call Infogrames Entertainment S.A. Tech Support at 425-951-7106. We have an Interactive Voice Response and Faxback system that is available twenty-four hours a day, seven days a week. If you should need live support, we are available Monday through Friday, 8:00 AM until 6:00 PM (PST). Please note that live Tech Support may be closed on major holidays. We ask that you do the following when calling: be at your system; have your system information ready for our technicians. It will expedite your handling significantly. You may also fax in your Technical Support questions or problems to: (425) 806-0480, or write in to the address below.

Product Return Procedures In The United States & Canada

In the event our technicians at 425-951-7106 determine that you will need to forward materials directly to us, please include a brief letter explaining what is enclosed and why. Make sure you include the Return Merchandise Authorization Number (RMA#) supplied to you by the technician and your telephone number in case we need to call you. Any materials not containing this RMA# will be returned to you unprocessed. Your mail should be sent to the following address:

Infogrames Entertainment S.A.
13110 NE 177th Place
Suite # B101, Box180
Woodinville, WA 98072-9965
Attn: Technical Support
RMA#: (include your RMA# here)

Warranty Policy In The United States & Canada

If our technicians determine that the product storage medium is found to be defective within ninety (90) days of original purchase, (unless otherwise provided by applicable law), Infogrames Entertainment S.A. will replace the item free of charge, to the original purchaser, if the item is accompanied by the original dated receipt and packaging. If you do not have the original receipt, or if the warranty period has expired, Infogrames Entertainment S.A. will replace the product storage medium for a nominal fee.

Other

Please do not make unauthorized copies. The program you've purchased was produced through the efforts of many people who earn their livelihood from its lawful use. Don't make copies for others who have not paid for the right to use it. To report copyright violations to the Software Publishers Association, call 1-800-388-PIR8 or write:

Software Publishers Association
1101 Connecticut Ave., Suite 901
NW Washington, DC 20036

This program is protected by United States federal and international copyright laws.

INFOGRAMES HINT LINE
1-900-454-HINT: \$.99/minute.

If you're under 18, please get a parent's permission before calling.

END-USER LICENSE AGREEMENT

INFOGRAMES, INC. ("INFOGRAMES") IS WILLING TO LICENSE THE GAME CONTAINED ON THIS DISC OR CARTRIDGE AND ANY ACCOMPANYING DOCUMENTATION TO YOU ONLY ON THE CONDITION THAT YOU ACCEPT ALL OF THE TERMS IN THIS AGREEMENT. IF YOU DO NOT AGREE TO THESE TERMS, DO NOT USE THE SOFTWARE AND PROMPTLY RETURN THE DISC OR CARTRIDGE IN ITS ORIGINAL PACKAGING TO THE PLACE OF PURCHASE.

1. Grant of License. The software accompanying this license and related documentation (the "Software") is licensed to you, not sold, by Infogrames, and its use is subject to this license. Infogrames grants to you a limited, personal, non-exclusive right to use the Software in the manner described in the user documentation. If the Software is configured for loading onto a hard drive, you may load the Software only onto the hard drive of a single machine and run the Software from only that hard drive. You may permanently transfer all rights Infogrames grants to you in this license, provided you retain no copies, you transfer all of the Software (including all component parts, the media and printed materials, and any upgrades), and the recipient reads and accepts this license. Infogrames reserves all rights not expressly granted to you by this Agreement.

2. Restrictions. Infogrames or its suppliers own the title, copyright, and other intellectual property rights in the Software. The Software contains copyrighted material, trade secrets and other proprietary material. You may not delete the copyright notices or any other proprietary legends on the original copy of the Software. You may not decompile, modify, reverse engineer, disassemble or otherwise reproduce the Software. You may not copy, rent, lease, sublicense or distribute the Software. You may not electronically transmit the Software from one computer, console or other platform to another or over a network. Any attempt to transfer any of the rights, duties or obligations hereunder is void. Infogrames may, in its sole discretion, offer technical support for the Software for a period not exceeding two (2) years following the initial commercial shipment of the Software.

3. Termination. This License is effective until terminated. You may terminate this License at any time by destroying the Software. This License will terminate immediately without notice from Infogrames if you fail to comply with any provision of this license. Upon termination, you must destroy the Software.

4. Disclaimer of Warranty on Software. You are aware and agree that use of the Software and the media on which it is recorded is at your sole risk. The Software and the media are provided "AS IS." Unless otherwise provided by applicable law, Infogrames warrants to the original purchaser of this product that the Software storage medium will be free from defects of materials and workmanship for ninety (90) days from the date of purchase. This warranty is void if the defect has arisen through accident, abuse, neglect or misapplication. INFOGRAMES EXPRESSLY DISCLAIMS ALL OTHER WARRANTIES, EXPRESS OR IMPLIED, INCLUDING, BUT NOT LIMITED TO, THE IMPLIED WARRANTIES OF MERCHANTABILITY AND FITNESS FOR A PARTICULAR PURPOSE. INFOGRAMES DOES NOT WARRANT THAT THE FUNCTIONS CONTAINED IN THE SOFTWARE WILL MEET YOUR REQUIREMENTS. NO ORAL OR WRITTEN INFORMATION OR ADVICE GIVEN BY INFOGRAMES OR ANY INFOGRAMES-AUTHORIZED REPRESENTATIVE SHALL CREATE A WARRANTY OR IN ANY WAY INCREASE THE SCOPE OF THIS WARRANTY. SOME JURISDICTIONS DO NOT ALLOW THE EXCLUSION OF IMPLIED WARRANTIES, SO THE ABOVE EXCLUSIONS MAY NOT APPLY TO YOU.

5. Limitation of Liability. UNDER NO CIRCUMSTANCES, INCLUDING NEGLIGENCE, SHALL INFOGRAMES BE LIABLE FOR ANY INCIDENTAL, SPECIAL OR CONSEQUENTIAL DAMAGES IN CONNECTION WITH THE SOFTWARE, INCLUDING THOSE THAT RESULT FROM THE USE OF OR INABILITY TO USE THE SOFTWARE, EVEN IF INFOGRAMES HAS BEEN ADVISED OF THE POSSIBILITY OF THOSE DAMAGES. IN NO EVENT SHALL INFOGRAMES' TOTAL LIABILITY TO YOU FOR ALL DAMAGES, LOSSES AND CAUSES OF ACTION (WHETHER IN CONTRACT, TORT OR OTHERWISE) EXCEED THE AMOUNT PAID BY YOU FOR THE SOFTWARE. SOME JURISDICTIONS DO NOT ALLOW THE LIMITATION OR EXCLUSION OF LIABILITY FOR INCIDENTAL OR CONSEQUENTIAL DAMAGES, SO THE ABOVE LIMITATION OR EXCLUSION MAY NOT APPLY TO YOU.

6. Editor and End-User Variations. If the Software includes a feature that allows you to modify the Software or to construct new variations for use with it (an "Editor"), you may not sell it or repackage it for sale. If you create modifications or enhancements to the Software using the Editor, including the construction of new levels (collectively, the "Variations"), you are subject to the following restrictions: (i) your Variations must only work with the full, registered copy of the Software; (ii) your Variations must not contain modifications to any executable file; (iii) your Variations must not contain any libelous, defamatory or other illegal material, material that is scandalous or invades the rights of privacy or publicity of any third party, or contain any trademarks, copyright-protected work or other property of third parties; (iv) by distributing or permitting the distribution of any of your Variations, you hereby grant back to Infogrames an irrevocable royalty-free right to use and distribute them by any means. The prohibitions and restrictions in this Section apply to anyone in possession of the Software or any of your Variations.

7. Miscellaneous. This license shall be governed by and construed in accordance with the laws of the State of New York, exclusive of its choice of law and/or conflicts of law jurisprudence, and controlling U.S. Federal law; and, in respect of any dispute which may arise hereunder, you consent to the jurisdiction of the federal and state courts of New York County, New York. If any provision of this license is unenforceable, the rest of it shall remain in effect. This license (including any addendum or amendment to this license which is included with the Software) constitutes the entire agreement between you and Infogrames with respect to the use of the Software and the support services (if any) and they supersede all prior or contemporaneous oral or written communications and representations with respect to the Software or any other subject matter covered by this license.



PlayStation 2



PlayStation 2

LE MANS 24 HOURS

LE MANS 24 HOURS



SLUS
20007



Coming Summer 2001

Infogrames, Inc. 417 Fifth Avenue, New York, New York 10016 www.us.infogrames.com

Alone in the Dark: The New Nightmare is a trademark or registered trademark of Infogrames Entertainment S.A. © 2001 Infogrames Entertainment S.A. All rights reserved. Developed by Darkworks. Licensed by Sony Computer Entertainment America for use with the PlayStation game console. PlayStation and the PlayStation logos are registered trademarks of Sony Computer Entertainment Inc.

Motor Mayhem™ © 2001 Infogrames, Inc. All Rights Reserved. Developed by Beyond Games, Inc. Infogrames and the Infogrames logo are trademarks or registered trademarks of Infogrames Entertainment S.A. Motor Mayhem, VCL and Vehicle Combat League are trademarks of Infogrames, Inc. Beyond Games is a registered trademark of Beyond Games, Inc. All other trademarks and trade names are the property of their respective companies.

Licensed for play on the PlayStation 2 computer entertainment systems with the NTSC U/C designation only. "PlayStation" and the "PS" Family logo are registered trademarks of Sony Computer Entertainment Inc. The ratings icon is a trademark of the Interactive Digital Software Association. Manufactured and printed in the U.S.A. THIS SOFTWARE IS COMPATIBLE WITH PLAYSTATION 2 CONSOLES WITH THE NTSC U/C DESIGNATION. U.S. AND FOREIGN PATENTS PENDING.

